



BNY MELLON





The finest resources, assembled.

Your Guide to the Non-Cleared
Margin Rules



INTERNATIONAL EDITION



An Introduction to the Non-Cleared Margin Rules

A seismic change has occurred in global financial markets.

Requirements to post initial margin (IM) for non-cleared over-the-counter derivative trades have been implemented in many of the world's major economies.

This change presents a number of funding, legal, operational and compliance challenges for derivatives market participants. These include:

- 1.** Obtaining a range of high-quality securities to post as margin
- 2.** Calculating and responding to margin calls
- 3.** Appointing an independent third party at which to custody the assets
- 4.** Ongoing reporting requirements and position monitoring

Non-Cleared Margin Requirements – A History

In the wake of the global financial crisis, G20 finance ministers met in Pittsburgh in 2009, committing to two major reforms of the OTC derivatives market.

Firstly, to mitigate counterparty credit risk, standardized derivatives would be cleared at central counterparties (CCPs).

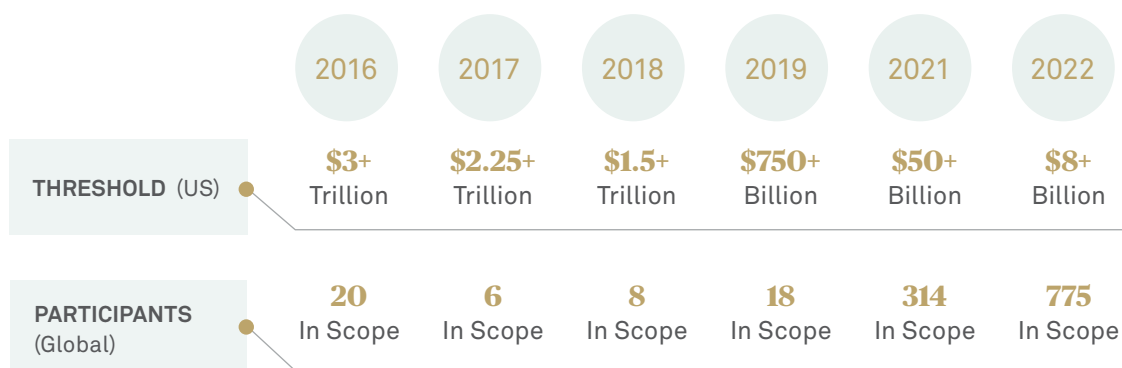
Secondly, non-standardized derivatives unsuitable for central clearing could remain bilaterally traded but would be subject to IM (Initial Margin) and VM (Variation Margin) requirements.

This broad outline was then further developed by BCBS-IOSCO (Basel Committee on Banking Supervision and the International Organisation of Securities Commissions) and ultimately adopted as binding regulation in Australia, Canada, the European Union, United Kingdom, Hong Kong, Japan, Singapore, Switzerland and the USA.

These requirements were implemented in six distinct phases from 2016 to 2022, with thresholds dropping during each subsequent phase to expand the obligation to post IM to a sequentially larger group of derivatives market participants. The first four phases impacted only the very largest non-cleared derivatives users.

In 2021 and 2022, the final two phases aimed to capture most of the remaining buy-side firms, bringing an estimated additional 1,089 into scope.¹

The six phases were implemented as follows:²



¹ According to estimates from the ISDA member survey, conducted in 2018.

² A similar phased approach was used in the EU using different thresholds. In APAC, different thresholds were used and only some jurisdictions applied the phase-in approach.

Beyond Phase 6

WHAT LIES AHEAD?

Now that the sixth and final phase has been implemented – and with over 1000 market participants posting collateral against their non-cleared OTC derivatives trades – what about the market participants that remain out of scope?

The regulation is here to stay – and regardless of whether you are currently out of scope, there is a chance you may be captured in the future. To determine whether your situation has changed, you will need to calculate your Average Aggregate Notional Amount (AANA) on an annual basis.

Calculating Your AANA

For markets in Canada and Singapore, the AANA is calculated using month-end average across March, April, and May of each year.

For Japan, Hong Kong, Australia and Korea, you will also calculate the AANA using a month-end average for the period of March, April and May of each year; however, you must exclude intragroup transactions. Brazil will calculate AANA using daily average for the period of March, April and May of each year and exclude intragroup transactions.

If your AANA exceeds the threshold for your region, you will need to begin complying with the regulations on September 1 of that year.

For markets in Europe, the UK, and Switzerland, the AANA is calculated using month-end average across March, April, and May of each year beginning 2023. If your AANA exceeds the threshold for your region, you will need to begin complying with the regulations on January 1 the following year.

EU/UK

EUR 8 billion

Switzerland

CHF 8 billion

Japan

JPY 1.1 trillion

Canada

CAD 12 billion

Australia

AUD 12 billion

Hong Kong

HKD 60 billion

Singapore

SGD 13 billion

Korea

KRW 10 trillion

Brazil

BRL 25 billion

Non-Cleared Derivatives: What's In?

Crucial to determining if your firm is impacted is knowing which non-cleared OTC derivative instruments are subject to the new IM rules. Although not an exhaustive list, below are some of the derivatives contracts subject to the requirements:

Non-Cleared OTC Derivatives

1. Single-Name Credit Default Swaps and Narrow Credit Default Swap Indices
2. Currency Swaps¹
3. Cross-Currency Swaps
4. FX Options and Non-Deliverable Forwards (NDFs)²
5. Total Return Swaps
6. Equity Swaps, Equity Forwards and Equity Options³
7. Variance Swaps and Volatility Swaps
8. Inflation Swaps and Swaptions
9. Commodity Swaps

¹ Under both the EU and US rules, AANA is calculated without regard to the exemptions provided for certain products. The notional amount of outstanding physically settled FX forwards, FX swaps and currency swaps is included in the AANA calculation, but is not included in the IM requirement calculation.

² US regulators have stated their intention to make NDFs the next mandatorily cleared derivative contract, but had not done so at time of writing.

³ Subject to local exemptions.

Are You Captured?

1.

Is your trading entity or counterparty subject to regulation of an in-scope country or jurisdiction?

HINT: These jurisdictions are Australia, Canada, the European Union, Hong Kong, Japan, Korea, Singapore, Switzerland, United Kingdom and the United States.*

YES

Calculate your group AANA number to see if you are above the threshold.

NO

You may be captured depending on the jurisdiction of your counterparty and if you are above the threshold.

2.

Does your trading entity use non-cleared derivatives?

HINT: These contracts may include some of the most common non-cleared OTC instruments listed on the opposite page, although this list is not exhaustive.

YES

Calculate your group AANA number to see if you are above the threshold.

NO

You are not captured.

3.

Does your corporate group – including the parent company, as well as all subsidiaries and affiliates – have consolidated notional non-cleared derivative amounts exceeding the compliance threshold of \$8 billion?¹

HINT: If you don't know how to calculate your AANA, please get in touch and we will be happy to help.

YES

You may be captured.

NO

You are not captured.

✓

If the answer to all three of these questions is yes, it's time for you to learn more about the forthcoming margin requirements and what they will mean for you and your business.

These questions are relevant under the US rules. Similar but different questions will be relevant in the EU and APAC.

* Cayman-based funds will be captured under the non-cleared margin rules.

¹ Multi-managed funds must be consolidated to calculate an overall fund level. Funds may qualify for independent AANA calculation if they meet certain criteria.

Non-Cleared Margin Rules

Whether you are a collateral provider or a receiver, we have the tools to equip you for success.



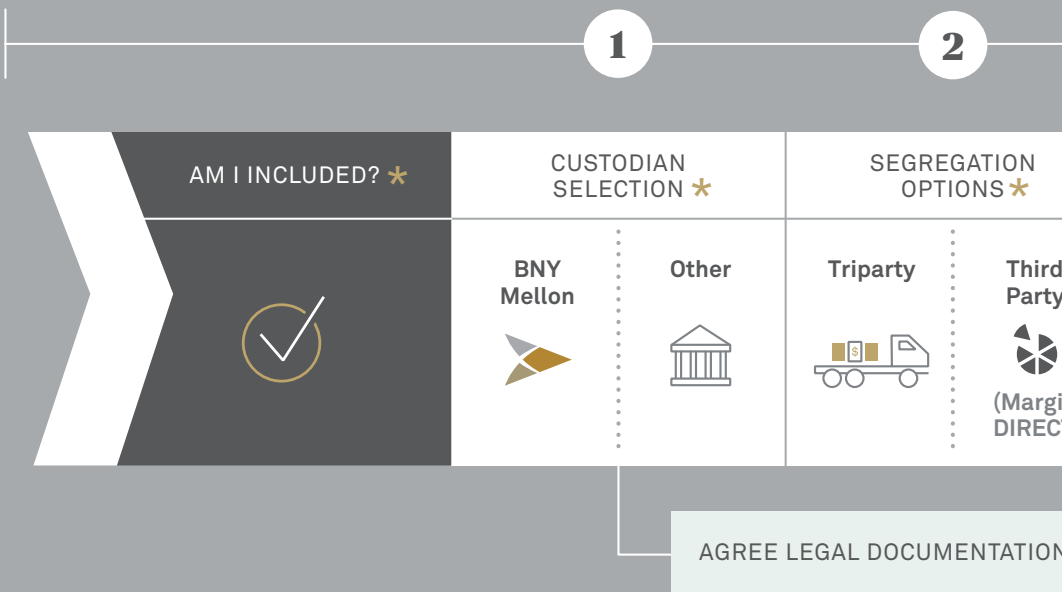


Complex obligations
require innovative
solutions. That's why BNY
Mellon has assembled
this comprehensive suite
of tools and resources to
enable our clients to meet
this important regulatory
mandate.



OPEN

Start



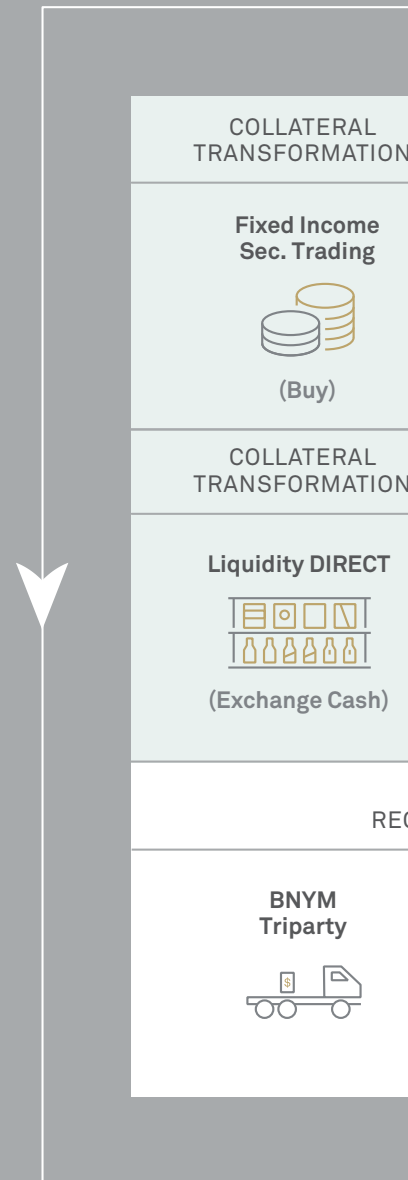
Posting and Receiving Collateral

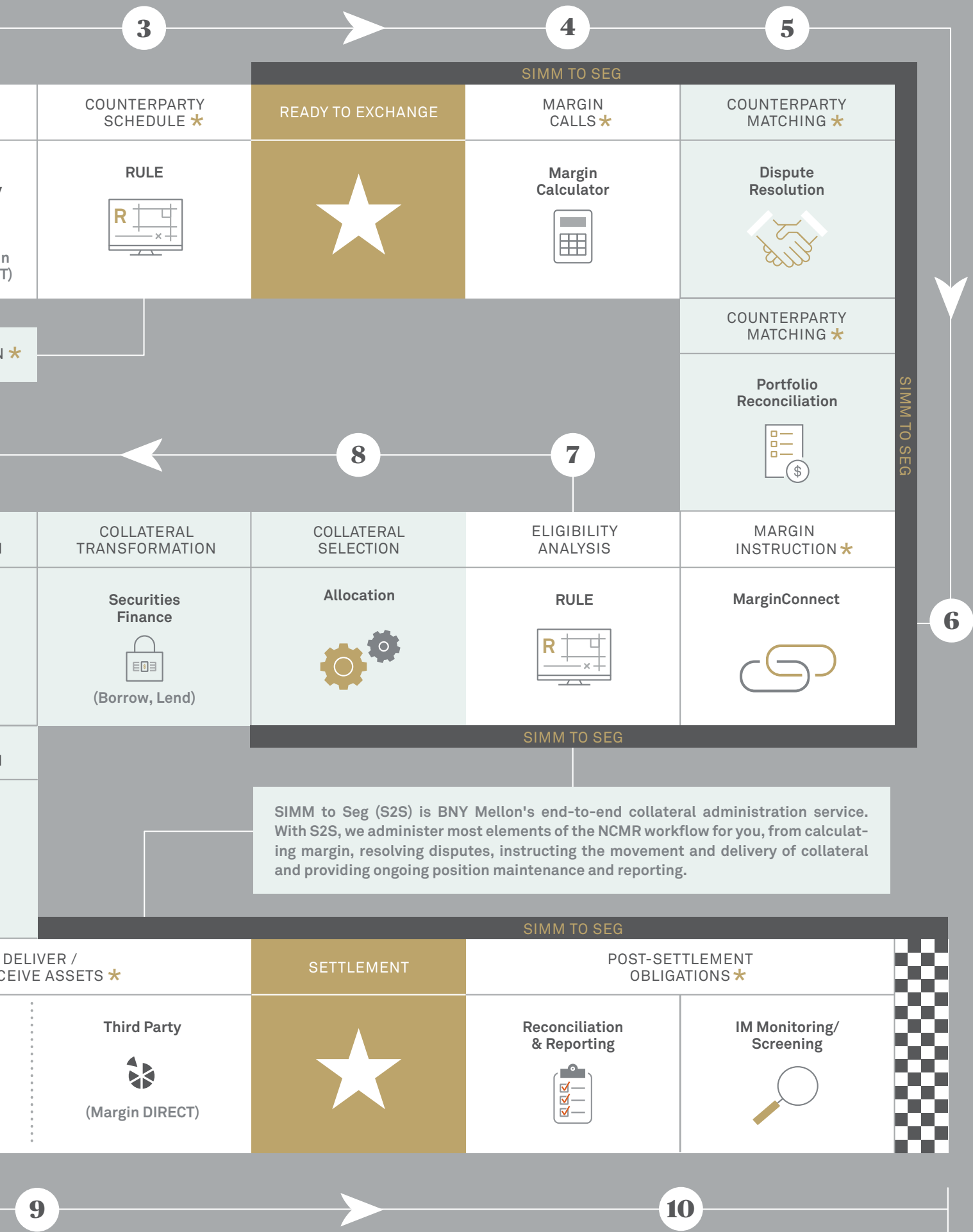
Under the non-cleared margin rules, not only are you required to post collateral to your bilateral trade counterparties, those counterparties are also obliged to post collateral back to you.

As a collateral receiver, you will have to discuss with your counterparties their preferences for posting collateral to your segregated margin accounts.

Practically speaking, this means while you may choose to post collateral under a Third-Party construct, your counterparty may elect to use Triparty. In such a circumstance, you may need to have the capability to receive collateral under a different margin structure.


In this guide, sections marked with a * denote parts of the workflow impacting both collateral providers and receivers.





SIMM to Seg (S2S) is BNY Mellon's end-to-end collateral administration service. With S2S, we administer most elements of the NCMR workflow for you, from calculating margin, resolving disputes, instructing the movement and delivery of collateral and providing ongoing position maintenance and reporting.

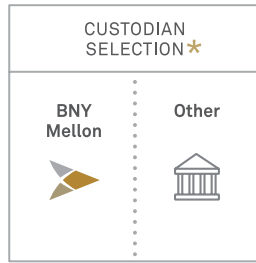
* Solutions relevant for a collateral receiver



FIRST STAGE

Pre-Trade

-
1. Choosing Your Custodian
 2. Your Segregation Options
 3. Counterparty Collateral Schedule
- Legal Documentation



1. Choosing Your Custodian*

After you determine that your firm will be in-scope, the first step on your journey to non-cleared margin compliance is the selection of your custodian. It's a critical decision.

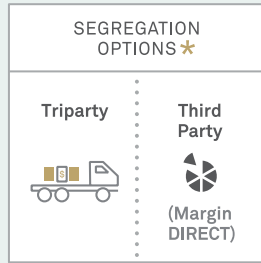
Although primarily responsible for holding margin assets you will post against bilateral trades, your custodian is much more than a simple segregation agent.

As such, below are a few key questions to consider.

Can Your Custodian...

1. Help you manage the IM required on your non-cleared trades?
2. Issue and respond to margin calls?
3. Instruct the movement of collateral to and from your counterparties?
4. Resolve collateral disputes?
5. Provide analytics on the optimal securities to post as margin?
6. Monitor securities posted for eligibility requirements?
7. Transform cash or ineligible securities into acceptable collateral?
8. Provide ongoing portfolio monitoring, maintenance and reporting?
9. Protect your assets and effectively process default notifications?

*Applies to both collateral receivers and providers

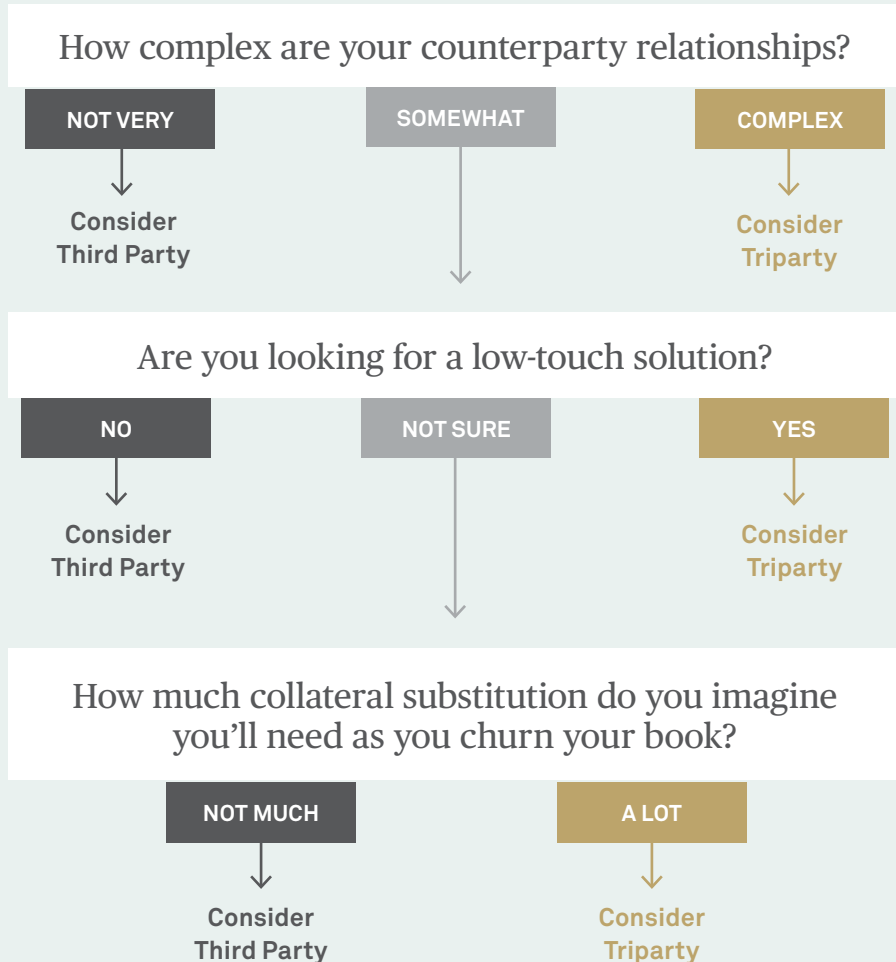


2. Your Segregation Options*

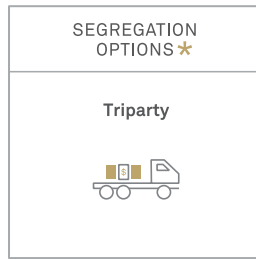
Once you've selected BNY Mellon as your custodian, we will work with you to determine the type of segregation account that will be best for your individual circumstances.

We provide two segregation structures: Triparty segregation and Third Party segregation. In a nutshell, Triparty provides a high degree of automation while Third Party allows you to take a more hands-on approach. Which one is right for you?

TIP: It's important that you understand your counterparties' preference for receiving collateral in addition to your preferences for posting collateral.



*Applies to both collateral receivers and providers



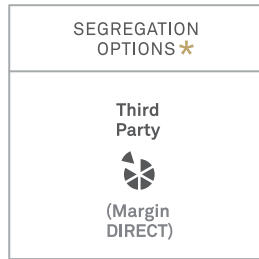
2A. Triparty Segregation*

Triparty is a low-touch option. It maximizes efficiency and flexibility for collateral pledgors by outsourcing many of your day-to-day margin segregation responsibilities. This makes the account structure particularly suitable for portfolio managers running multiple funds with complex allocation requirements.

What does Triparty give you?

1. Makes full use of your available collateral with automated selection and allocation of assets.
2. Applies collateral to the full extent of the regulatory permissions based on the defined terms of the collateral schedule.
3. Aligns with regulatory guidelines applying variable rules related to haircuts and concentration limits.
4. Avoids counterparty collateral pricing disputes, with BNY Mellon acting as both parties' pricing agent.
5. Sets your optimization rules to allocate assets in line with your business preferences.
6. Eliminates need to instruct movements of collateral and monitor settlement with each allocation.
7. Feeds reporting data straight through to your internal systems via mediums such as SWIFT or FTP/CSV.
8. Uses legal documents, including the Account Control Agreement (ACA), drafted to align with regulatory guidance.

TIP: Avoid wrong-way risk: Triparty segregation screens all collateral to ensure that you do not post securities related to your institution to your counterparties.



2B. Third Party Segregation*

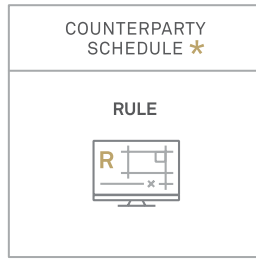
Our Third Party margin segregation model allows you to take a more direct role in the management of your collateral and has traditionally proved a more popular choice for institutions that have fewer securities and trading relationships.

The construct fully supports the segregation (pledge) of your collateral when you are posting in favor of your counterparty.

What does Third Party give you?

1. Aligns to the established process of bilateral collateral management, allowing you to make the selection and instruction of single line securities to and from the pledge account.
2. Confidence that you are using a process established for over 10 years, specializing in the segregation of Independent Amount, which is akin to non-regulatory IM.
3. Acts quickly and with clarity during a time of counterparty default, making use of the Electronic Notice Platform (ENP) to exchange legal notices.
4. Ideally suited to the use of government bonds, money funds and cash as pledged collateral where local regulations permit.
5. Uses legal documents, including the Account Control Agreement (ACA), drafted to align with regulatory guidance.
6. Controls the posting and release of collateral via online tools or SWIFT to agreed standards.

TIP: Unsure of which of these options to go for? We can help you to determine which solution may best suit your needs. You may, however, use both options depending on which solution your counterparty chooses. We can help you manage the process when you need to connect to various platforms.



TIP: Entities in-scope for Phases 1-4 typically used highly rated securities to meet IM obligations/government bonds making up 88.4% of IM balances in the latest ISDA survey.

As the demand for collateral increases and the demographic of in-scope firms change through Phases 5 and 6, the use of collateral is expected to expand into the wider eligible suite of assets under the terms of the regulations.

Cash can be used, but in most jurisdictions it must be transformed (typically into an eligible money market fund) in order to properly segregate the collateral.

3. Counterparty Collateral Schedules*

Usually your next step is to set up your eligible collateral schedules, which specify the types of collateral you are willing to accept from counterparties and vice versa.

In general, collateral schedules require negotiation, typically around the acceptability of the asset itself, particularly if parties wish to make collateral eligibility more restrictive than provided for under the relevant regulatory regimes.

RULE

RULE is BNY Mellon's online collateral schedule platform through which you can quickly and easily specify the types of assets you are willing to post as collateral and delineate those preferences by counterparty.

Using RULE, the process of setting up your margin schedules will be reduced to four simple steps:

1. Define your collateral eligibility criteria.
2. Negotiate schedules with your counterparties online and receive feedback in real time.
3. Electronically agree and confirm your collateral schedules.
4. You're approved. It's that simple.

*Applies to both collateral receivers and providers



Legal Documentation*

An extremely time-consuming element of readiness is agreeing to and executing the necessary legal documentation.

The paperwork takes time for three main reasons:

1. Identifying and prioritizing the counterparties with which you will need to establish segregated accounts.
2. Establishing templates with your custodian and circulating, negotiating and executing on those agreements.
3. Dealing with multiple custodians across your trading counterparties.

Below are the documents central to getting you started on this journey.

Custody Agreement *(applies to providers only)*

If you are not an existing client of a custodian, you'll be required to sign a Custody Agreement. This document simply establishes your market account (sometimes referred to as a long-box) into which your unencumbered assets will be delivered. It is a basic agreement to set up a custody account and is negotiated between the custodian and you, the client.

TIP: Much like any contract, when negotiating ACAs and ECSs, deviating from the standard language can add significant time to the execution and onboarding process.

Account Control Agreement (ACA)

An ACA establishes your segregation account between you, your counterparty and your custodian. Collateral is posted into this account via your long-box. Both Triparty and Third Party models utilize a non-negotiable ACA as the governing segregation account document.

Eligible Collateral Schedule (ECS)

An ECS is simply the collateral schedule (as described on the previous page) that states what assets you are going to be able to post to your counterparties, along with applicable haircuts and concentration limits.

Security Agreement

The Security Agreement provides the custodian with security for supporting you as a collateral provider in Triparty. The agreement applies to your excess assets that are not allocated to the segregation account, but does not apply to assets that have already been allocated to your counterparty.

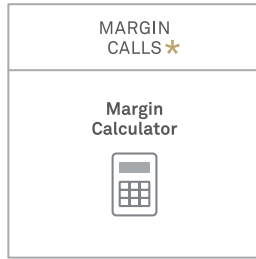
*Applies to both collateral receivers and providers



SECOND STAGE

Ready to Exchange

4. Margin Calls
5. Counterparty Matching
6. Eligibility Analysis
7. Collateral Selection
8. Collateral Transformation
9. Delivering and Receiving Assets



4. Margin Calls*

Congratulations — you’ve successfully executed your first non-cleared derivatives trade. Now it’s time to calculate your IM requirement

While you may have previously posted VM, this is an entirely new level of complexity.

Let’s begin.

TIP: In some jurisdictions, you may have to get your margin calculation model approved by a local regulator and, potentially, by regulators in other jurisdictions. You should factor the time required for approvals into your timelines for readiness.

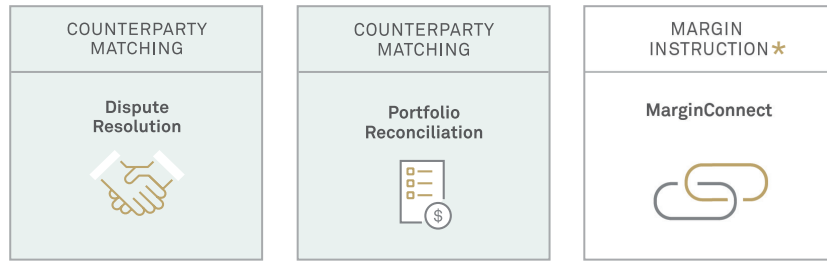
Whether you receive a margin call from a counterparty or you issue the margin call, you’ll need a means to calculate the IM required on the trade.

The most commonly used IM calculation methodology is the ISDA Standard Initial Margin Model — or SIMM — which calculates IM based upon a range of factors and weightings.

While the largest derivatives banks have developed their own regulator-approved SIMM methodologies, the complexity of developing these models means it’s unlikely you’ll be doing the same.

Margin Calculation: What are the options?

1. **Develop your own SIMM** — as previously mentioned, a complex and time-consuming process requiring regulatory approval.
2. **Use the grid** — Regulators have formulated a grid to look up margin requirements based on a percentage of notional derivatives exposure, but these percentages are not risk sensitive and can generate higher margin requirements than the SIMM.
3. **Outsource to a service provider** — BNY Mellon's comprehensive SIMM to Seg collateral administration service handles all elements of margin calculation and messaging on your behalf.



5. Counterparty Matching*

You've received an IM call from your trade counterparty and you — or your collateral administration service, such as BNY Mellon's SIMM to Seg — run a calculation to verify whether you agree in full or partially.

If you are in partial agreement on the margin call and settle the undisputed amount, a dispute resolution process only begins to reconcile the non-agreed amount.

Dispute Resolution

Dispute resolution is the process of figuring out where your margin calculation diverts from that of your counterparty.

In a dispute resolution, the parties examine each of the data inputs going into the IM calculation (e.g. trade population, risk sensitivities, etc.) to find where discrepancies arise. Once identified, both parties work to agree on what the correct inputs should be.

Portfolio Reconciliation

An essential part of the process is reconciling your portfolio records against your counterparty to ensure data consistency.

MarginConnect

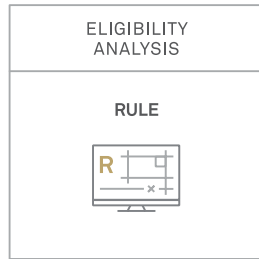
MarginConnect is a solution where counterparties using AcadiaSoft for calculating their risk exposures can automatically transmit the data to BNY Mellon.

The solution streamlines the margin call workflow, mitigates risk and minimizes our client's operational resource requirements.

TIP: Resolving margin call disputes can be completed by independent reconciliation agents with access to the SIMM models of both trade counterparties.



*Applies to both collateral receivers and providers



6. Eligibility Analysis

The time has come for you to select the collateral you intend to post as IM.

Verifying which assets your counterparty will accept as collateral is the first step.

You have already done most of the hard work because you have negotiated Eligible Collateral Schedules with all of your derivatives trading partners. Now that work pays off, as you know what securities they are willing to accept, the haircuts you are obliged to apply and any concentration limits that you have to adhere to.

By comparing the eligible collateral assets in the schedule with the unencumbered securities you have sitting in your custody account, you can determine the range of potential assets you have available to post as margin.

All that's left to do is choose which securities you wish to use.

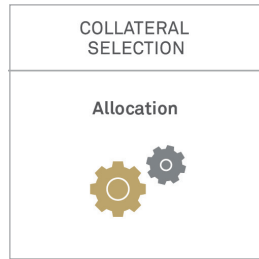
TIP: Non-cleared margin rule requirements vary by jurisdiction. Please consult your domestic regulator for eligible collateral standards in your home market.



How RULE can help

RULE can make this process even more efficient.

With all your margin eligibility requirements already loaded onto the platform electronically, RULE can dynamically simplify the process of cross-referencing the securities you have available against the securities your counterparty is willing to accept.



7. Collateral Selection

You should look at collateral selection as an opportunity. It is not simply about finding and posting any acceptable securities — it's about choosing the right assets to minimize the performance drag that the regulations may introduce on your portfolio.

Are you posting the most suitable assets as collateral, or could those securities be put to better use elsewhere?

When determining what to post, you can prioritize based on factors such as which securities are cheapest to deliver or hardest to utilize, what other obligations you may have and if you can earn incremental yield on assets by lending them out through securities finance.

In making informed decisions concerning these matters, BNY Mellon can help.

Optimizing Your Collateral

BNY Mellon's collateral optimization tools enable you to efficiently manage your collateral balances and processes in four easy steps

1. **Eligibility:** Screen your portfolio of existing assets for their potential use as margin.
2. **Scenario Analysis:** Determine the most suitable securities to post as collateral, stress test your margin liabilities and identify new opportunities to fund your inventory.
3. **Optimize:** Use this analysis to meet your margin obligations and regulatory requirements in optimal fashion.
4. **Settle:** Automatically generate instructions to deliver, substitute and recall assets with all of your counterparties.

With BNY Mellon, minimize the drag, maximize your efficiency.

8. Collateral Transformation

You may find that you don't have the required collateral securities or there may be a more effective combination of assets you can post to meet your margin obligations.

This is where collateral transformation can prove invaluable in helping you meet your requirements. There are generally three ways of transforming your collateral: borrow, buy or source. Let's take a closer look at two of those options.

1. **BORROW:** Utilize the securities finance market to borrow the assets to meet your margin requirements.
2. **SOURCE, EXCHANGE, INVEST:** Exchange cash and collateral with both traditional liquidity providers and non-bank peer institutions. Alternatively, invest cash balances in money market funds through our LiquidityDIRECT portal.¹

From Segregation to Transformation: The Benefit of Doing Everything in One Place

Risk Reduction: We can swiftly and efficiently transform collateral assets and help you meet your margin obligations, reducing your counterparty and transit risk.

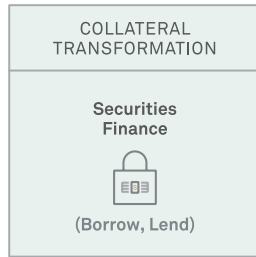
Streamlined Process: Utilizing a single in-house process means your assets move simply from your custody account to our securities lending desk before the transformed assets are posted back to your custody account.

Global Footprint: Our global footprint enables us to transform collateral into a variety of different instruments, including a range of sovereign bonds (US Treasuries, Bunds, Gilts, JGBs, OATs, etc.), money market funds, ETFs and more.

Rapid Transformation: Collateral transformation can be achieved in a matter of minutes, with the transformed assets posted to your custody account within an hour.

Same-Day Settlement: The speed of our internal processes means BNY Mellon is able to transform assets later in the trading day — up to 1 pm in your local market — especially useful in jurisdictions where same-day settlement is a regulatory requirement.

¹ Not available in Japan.



Collateral Transformation: Borrow

BNY Mellon administers one of the largest and most sophisticated agency lending programs in the market today. You could not be in better hands if you are seeking to transform assets into eligible collateral through securities finance. The process is swift and straightforward.

A Closer Look

If requested, our securities finance team can transform the assets in your custody account to meet your margin requirements.

1. As an example, you, working with our team, identify a portfolio of corporate bonds that would be eligible for transformation.
2. With the benefit of our extensive agency lending program, the team will quickly locate asset owners who are eligible to exchange your highly rated corporate paper for Bunds, subject to BNY Mellon credit and risk approval.
3. The Bunds are posted into your custody account and then are pledged according to your instructions to your counterparty.
4. In this example, the Bunds are delivered into your custody account, which can be transferred to your counterparty in accordance with your instructions.
5. Margin has been exchanged. It's that simple.

TIP: Participation in our agency lending program need not only be for the purposes of borrowing assets. If you have an inventory of fixed income or equity assets available to lend out, securities lending can provide a valuable source of additional alpha.

One of the most important decisions you'll face is the type of collateral you wish to post to counterparties on non-cleared derivatives trades. Here are some of your collateral options:

Collateral Considerations

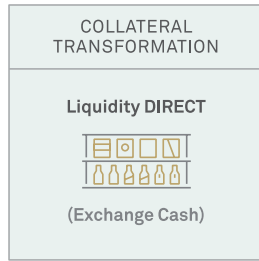
Collateral terms are typically symmetrical, and so you should be willing to accept any asset types that you propose to include as eligible to post.

INSTRUMENT	PROS	CONS
Government Securities	<ul style="list-style-type: none"> • Readily available, wide pool • Acceptable under all jurisdictions • Standard inclusion in all eligible collateral schedules 	<ul style="list-style-type: none"> • Cost
Investment Grade Corporate Bonds	<ul style="list-style-type: none"> • Expanded eligibility terms within the same asset type • Settled through the same infrastructure as government securities 	<ul style="list-style-type: none"> • More conservative haircuts than government securities • Subject to concentration limits
Money Market Funds	<ul style="list-style-type: none"> • Highly liquid • Short-term investment that can be directly allocated as collateral in a pledge account • Return on cash reinvested into the fund 	<ul style="list-style-type: none"> • Cross-jurisdictional eligibility challenges • Haircuts require underlying asset data – else applied at most conservative rate
Exchange Traded Funds	<ul style="list-style-type: none"> • Highly liquid • Ability to invest in specialist collateral ETF instruments that are compliant with regulations 	<ul style="list-style-type: none"> • Conservative haircuts • Subject to concentration limits
Main Index Equity	<ul style="list-style-type: none"> • Readily available, wide pool • Highly liquid asset class 	<ul style="list-style-type: none"> • Conservative haircuts • Subject to concentration limits • Difficult to manage outside of Triparty • Not commonly accepted collateral against uncleared OTC derivatives

In addition to the above table BNY Mellon can support the following securities that are eligible in many of the regulatory regimes:

- Agency Mortgage-Backed Securities
- Cash Equities

Exact eligible collateral requirements will vary by jurisdiction, and in-scope firms should consult their local regulations to confirm acceptable margin securities.



Collateral Transformation: Exchange¹

Money Market Funds

LiquidityDIRECT

LiquidityDIRECT is BNY Mellon's short-term investment platform, which provides access to a broad range of choices, designed to meet all of your short-term investment needs. Investment options offered on the platform include money market funds, sponsored cleared repo, brokered certificates of deposit², commercial paper², short-duration fixed income exchanged traded funds (ETFs)³, focused investing applications and insured cash sweep².

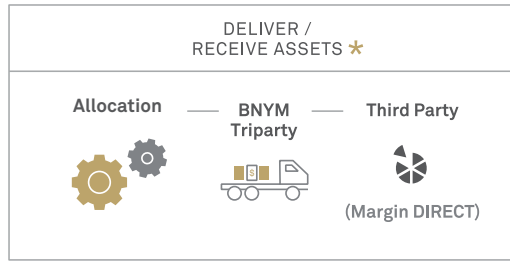
As long as money market funds are eligible margin assets accepted by your counterparty, the instruments can be posted as simply as government bonds and other fixed income securities.

LiquidityDIRECT is also a venue for the reinvestment of cash received from counterparties in the form of variation margin.

¹ Applies to both collateral receivers and providers.

² Offered on LiquidityDIRECT by IntraFi Network. Product offered only in the US to Institutional clients, unless otherwise permitted by local law, on LiquidityDIRECT through The Bank of New York Mellon. The deposit-taking institution may not be licensed outside of the US and deposits may not be insured under deposit protection schemes other than FDIC's.

³ Products offered only in the US to institutional clients, unless otherwise permitted by local law, on LiquidityDIRECT through BNY Mellon Capital Markets, LLC.



9. Delivering and Receiving Assets*

The last step in the process is to physically deliver the margin securities to your counterparty's segregated account and to receive collateral from them on the other side of the trade.

Delivering Assets

In a Triparty model, you deliver unencumbered assets into your custodial long-box, from which point your segregation agent will take over with respect to allocating your assets into each segregated account you establish with your counterparties.

In a Third Party model, you will instruct the delivery of your unencumbered assets directly into each of your segregated counterparty accounts in lieu of a central long-box.

Receiving Assets

Your counterparty will instruct the same processes above to be carried out by its custodian or segregation agent.

Secured party receivers in BNY Mellon's Triparty architecture receive the benefit of our systems and teams conducting much of the ongoing position maintenance, including the screening of assets you have received from your counterparties to ensure they meet the eligibility requirement, haircuts and concentration limits detailed in your collateral schedule.

For clients using our SIMM to Seg solution, all aspects of collateral delivery and reception are taken care of by our comprehensive collateral administration service.

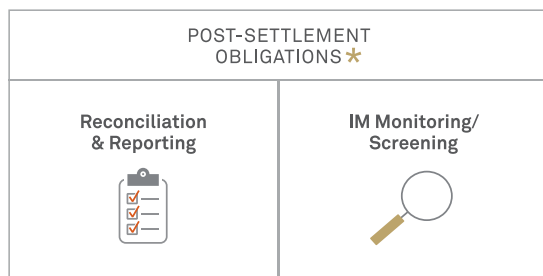
*Applies to both collateral receivers and providers



THIRD STAGE

Settlement

10. Post-Settlement Obligations
IM Monitoring and Screening



10. Post-Settlement Obligations*

TIP: Our post-trade collateral reporting provides you with allocation results and can be delivered in a variety of forms, including file transfers, SWIFT and access via BNY Mellon's client portal¹.

Reconciliation and Reporting

Settlement of a non-cleared trade does not represent the end of the workflow. Now that a live position exists between you and your counterparty, the trade will require daily monitoring and maintenance — as will every other OTC trade that you enter into. This could mean hundreds, if not thousands, of line items that need to be checked and verified daily.

The most important element of this screening process concerns the mark-to-market valuation of your trade and any supplementary IM payments that may be required in response to those changes in price.

If over time the mark-to-market price change exceeds a given threshold specified in your trade documentation, you may be required to post or receive top-up margin.

Ongoing Collateral Maintenance

Here's where we make sure the collateral posted to your account meets all of the applicable criteria, both internal and regulatory-driven.

Our SIMM to Seg service checks the securities posted to your segregated account to confirm they are eligible according to the applicable regulations and according to your internal criteria.

Daily reports are provided to you indicating the eligibility of securities posted to you.

¹This does not encompass derivatives trade reporting mandated by regulators in many jurisdictions. You are responsible for consulting with your trade counterparty over respective responsibilities to report positions to swap data repositories.

*Applies to both collateral receivers and providers



Now that a live position exists, the trade will require daily monitoring – as will every other OTC trade you enter into.





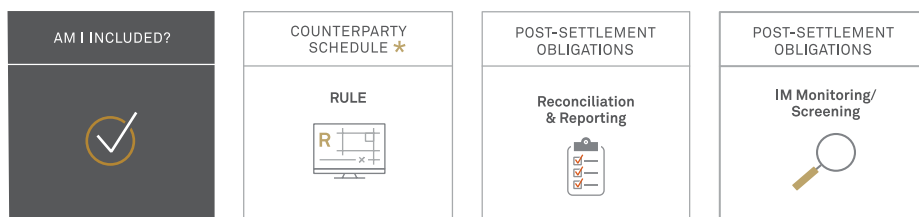
Helpful Tips for Your Job Role

Meeting the non-cleared margin challenge will require collaboration on your part right across your organization. While not intended to be exhaustive, here is an indication of your responsibilities by role.

The Compliance Manager

With compliance resting on your shoulders, your first responsibility is to figure out if your firm will be subject to the regulations. If your company is captured, it's then up to you to ensure adherence to the new obligations.

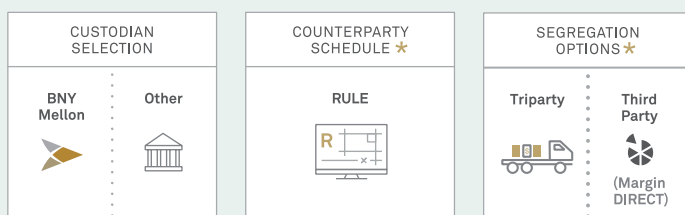
1. Conduct an estimation of whether your firm will be captured using a margin calculator.
2. Assessing your firm's ability to meet the various steps to compliance early on will be critical in your choice of custodian.
3. Each of the steps outlined in the non-cleared margin map can take months to complete — so start early!
4. Ensure you are checking collateral eligibility to avoid wrong-way risk.
5. May be responsible for the coordination of model approval in certain organizations.



The Legal Counsel

You don't need to be told that new trading relationships may involve lengthy negotiations and extensive documentation work. This is no ordinary repapering exercise, though: this time around you'll need to agree to new collateral and trading documents with every counterparty with which you trade derivatives.







1. Start work early to familiarize yourself with the various legal agreements you will need, from custody agreements and account control agreements to eligible collateral schedules.
2. Negotiate documents with counterparties simultaneously to save time and prevent duplication.
3. Partner with a collateral manager if you have many bilateral trading relationships to renegotiate.
4. Start the papering process as soon as possible.
5. You'll be at the heart of negotiating collateral schedules with counterparties — familiarize yourself with the benefits of online schedule managers like RULE.



The Head of Operations

Your world is about to get much more complex. You will be tasked with setting up an entirely new margin administration infrastructure. Even if you have posted margin to dealers before, it is likely that you've not had to receive collateral, verify the accuracy of the calls or verify the regulatory eligibility of the collateral you received. Now it's on you.

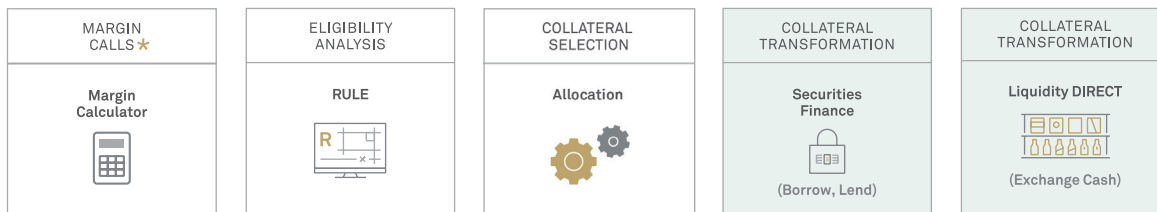
1. Explore the difference between Triparty and Third Party segregation to figure out the better fit for your firm.
2. Conduct a frank appraisal of your internal capacity to manage the collateral process or whether you need to outsource management to a collateral administrator.
3. Be cognizant that some “low-touch” margin solution providers actually involve more direct participation on your part than you might expect.
4. Use electronic collateral schedules to minimize the potential for paper-based mistakes and to enable you to see your entire pledged margin book.
5. Post-trade you'll have to monitor IM and adjust the amount of margin posted on a mark-to-market basis, in addition to filing reports to regulators. Consider partnering with a collateral administrator that can provide these services.
6. Determine the most efficient method of collateral instructions delivery to your custodian (SWIFT, Portal, MarginConnect).

COUNTERPARTY SCHEDULE	SEGREGATION OPTIONS *	SEGREGATION OPTIONS *	COLLATERAL SELECTION	DELIVER / RECEIVE ASSETS	DELIVER / RECEIVE ASSETS
RULE 	Triparty 	Third Party (Margin DIRECT) 	Allocation 	Triparty 	Third Party (Margin DIRECT) 

The Portfolio Manager

As a trader, you may not be interested in collateral requirements and settlement issues, but you will soon need to be. Securities in your portfolio are going to be posted as IM, so the acceptability of assets as eligible collateral will be a significant consideration for you going forward.

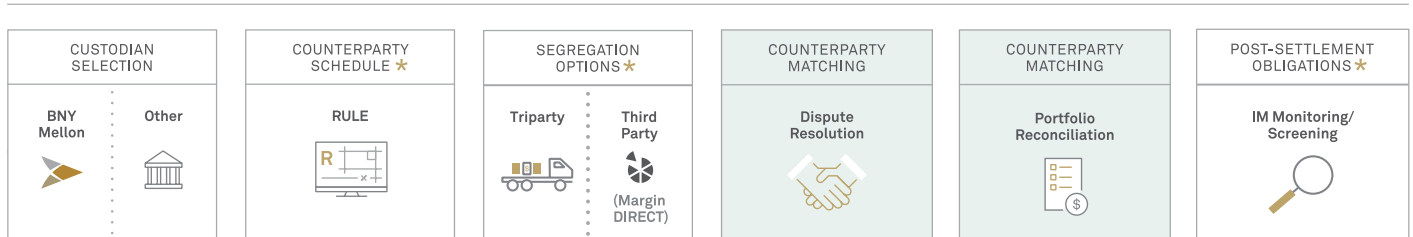
1. Familiarize yourself with the type of assets that can be used as IM.
2. When looking at assets, gauge whether a higher yield outweighs an inability to post the security as margin.
3. Securing a comprehensive view of your portfolio will better position you to most efficiently and optimally post margin. Tools such as SIMM to Seg can help.
4. Investigate how securities finance can help you exchange ineligible assets for acceptable securities.
5. This may be an opportunity for you — explore how you can minimize any drag on the performance of your portfolio.



The Risk Manager

Your job is to minimize risk throughout the margin process, spotting potential trouble spots and ensuring rigorous risk controls are in place to ensure that pitfalls are avoided and everything runs without a hitch.

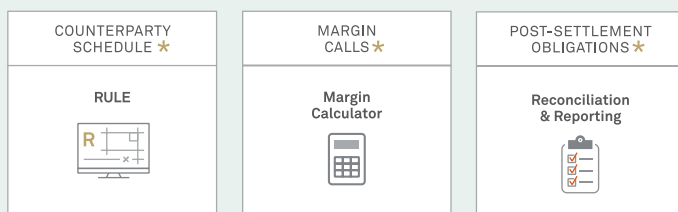
1. For many, the rules will involve an entirely new process — start work early to learn about those new stages and identify those that could inject risk into the workflow, whether market, credit or operational risk.
2. Thoroughly review and test the new infrastructure to discover any weaknesses where trade flow mistakes could occur — such as erroneous transfers of cash or securities collateral.
3. Determine which legal jurisdictions your firm is captured under for posting and receiving margin and what collateral is acceptable when receiving and posting. Remember, you may need to comply in multiple jurisdictions.
4. Review the operational processes when setting up with a Triparty or Third Party custodian to ensure that your firm has the capacity to manage the regulatory requirements.



The IT Manager

A simple spreadsheet may have sufficed for meeting margin calls previously, but the scale of the non-cleared margin challenge demands electronic solutions. You will be instrumental in providing the technical tools to enable your firm to meet this challenge.

1. Begin the groundwork for the connectivity build around linking electronically to custodians, margin hubs and portfolio reconciliation services.
2. If you are processing margin calls via email, consider other processes and alternatives to which your counterparties are connecting.
3. Ensure your process for instructing security movements will be able to accommodate substantially increased volumes.
4. Develop a technology solution that ensures your entity can only accept regulatory-eligible collateral from counterparties.
5. Partnering with a third-party collateral manager can provide many of the necessary electronic solutions and integrate them within your front- and back-office systems.



The Finest Resources, Revealed

BNY Mellon prides itself on having assembled the finest resources in order to provide clients with best-in-class solutions across the non-cleared margin rules lifecycle.

These capabilities extend across the breadth of our business, from custody and segregation to triparty collateral management to securities finance.

Among the elements of our franchise that illustrate the depth and sophistication of our non-cleared margin service proposition:

- BNY Mellon is the largest custodian in the world with \$ 43 trillion in assets under custody or administration*
- We are the world's largest Triparty repo agent, with average triparty balances of \$5.207 trillion*
- BNY Mellon is one of the largest securities lending agents globally and the world leader in assets on loan, with more than 150 approved borrowers in the lending program*
- Sole clearing and settlement bank for the US Treasury market*
- Our patented Third Party collateral management platform is unique in the marketplace
- Dedicated resources across, sales, relationship management, client services, legal, compliance and risk in 35 nations throughout the Americas, EMEA and APAC

BNY Mellon External Recognition:

- Asia Risk Collateral Manager of the Year Award, 2021
- The Asset AAA Awards Collateral Manager of the Year, 2021
- BNY Mellon Securities Lending ranked first in five categories in the Global Investor Securities Finance Survey, 2021
- BNY Mellon FX ranked eighth overall in 2022 Euromoney Survey

*As of June 30, 2022

Meeting your non-cleared margin requirements is no easy feat. While we hope that this document has informed your thinking about how best to meet your obligations around this challenging endeavor, we are standing by to answer your questions, provide you with helpful advice or furnish you with the solutions we have detailed in this guide.

Find Out More:

nonclearedmargin.bnymellon.com

To find out more about how BNY Mellon can assist you in meeting your non-cleared trading and collateral requirements, please contact:

Delaney Gardiner

+1 212 815 5476

delaney.gardiner@bnymellon.com

Ingrid Garin

+322 545 8666

ingrid.garin@bnymellon.com

Filippo Santilli

+852 2840-6664

filippo.santilli@bnymellon.com

For general inquiries about the non-cleared margin rules, please contact:

NonClearedMargin@bnymellon.com

