


Can't read the email? [Click here.](#)



Daily Flows Highlights - March 14, 2024

iFlow Mood: Neutral risk

iFlow Styles: Carry ticks lower sustaining neutral and non-significant levels, while Value also ticks lower but slides into the negatively significant level. Trend goes slightly lower sustaining the neutral and non-significant level.

Currencies:

- **G10+:** Significant sales of NOK and GBP, with moderate sales of AUD; moderate purchases of CAD, DKK, and CHF
- **LatAm:** Moderate outflows from COP and BRL. Significant PEN and CLP inflows
- **EMEA:** Light sales of HUF, TRY, CZK. Moderate PLN and ZAR purchases
- **APAC:** Small outflows in INR and THB with light inflows of SGD and TWD.

Fixed Income:

- **G10:** Medium-sized purchases of Canada; small sales across regions
- **LatAm:** Substantial purchases of Argentina and Brazil, with lighter outflows of Chile and Peru
- **EMEA:** Strong outflows of Israel with lighter inflows of Poland
- **APAC:** Small sales of China and small inflows of Indonesia

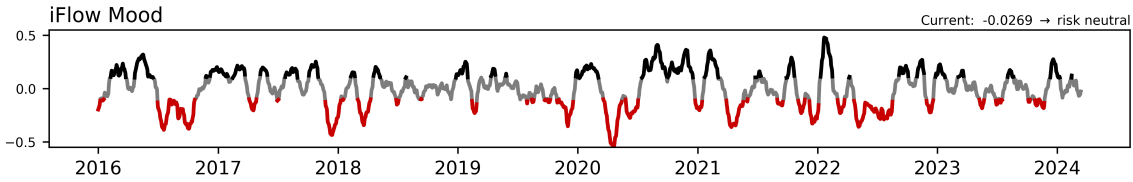
Equities:

- **Global Sectors:** Widespread selling; Small purchasing of Energy, materials, with larger purchases of Real Estate
- **Regionally:** Broad selling, predominantly in EM

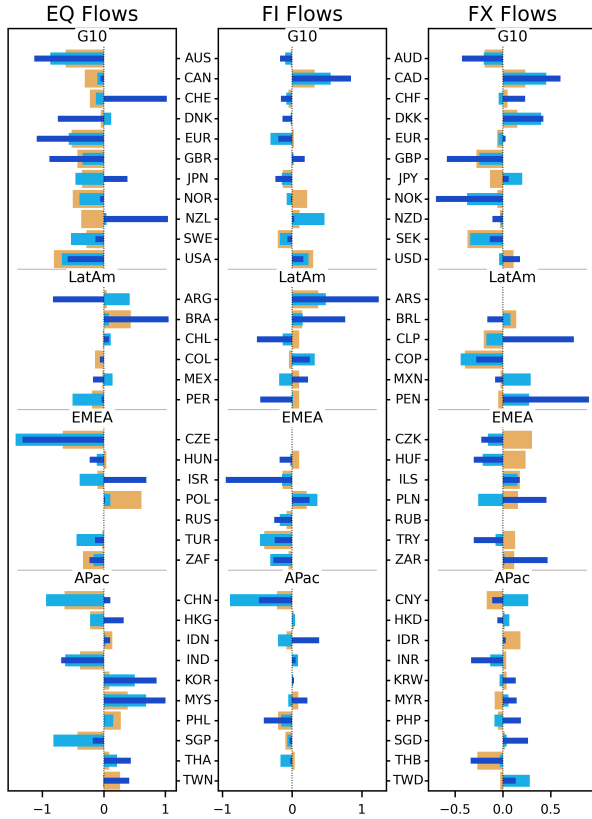
To enlarge iFlow Monitor, please click the image below.

BNY MELLON iFlow

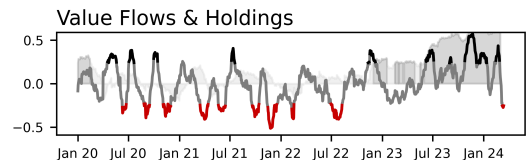
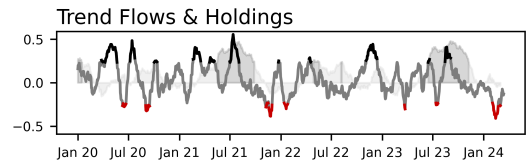
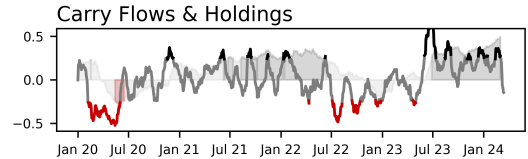
Daily Flows



iFlow Mood is the difference between global equity flows & core (Canada, France, Germany, Japan, Switzerland, US, UK) short duration flows
 Regimes: **risk on (Mood > 0.1)** **neutral (-0.1 < Mood < 0.1)** **risk off (Mood < -0.1)**

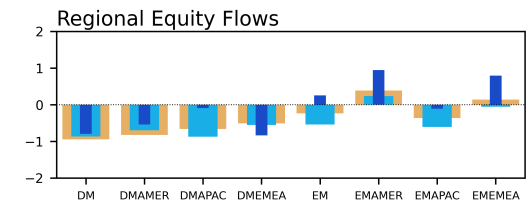
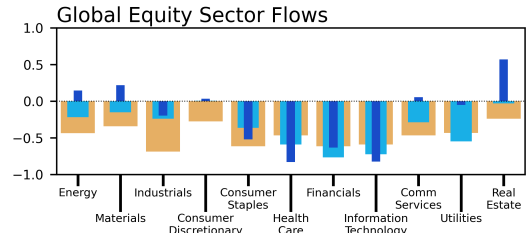


Bar charts: average flow over last **1 week** **1 month** **3 months**
DM Amer: Canada, United States
DM EMEA: Austria, Belgium, Denmark, Finland, France, Germany, Ireland, Israel, Italy, Netherlands, Norway, Portugal, Spain, Sweden, Switzerland, United Kingdom
DM APac: Australia, Hong Kong, Japan, New Zealand, Singapore
EM Amer: Argentina, Brazil, Chile, Colombia, Mexico, Peru
EM EMEA: Czech Rep, Egypt, Greece, Hungary, Kuwait, Poland, Qatar, Russia, Saudi Arabia, South Africa, Turkey, United Arab Emirates
EM APac: China, India, Indonesia, Korea, Malaysia, Pakistan, Philippines, Taiwan, Thailand
 Sources: Bank of New York Mellon, MSCI, WM/Refinitiv
 Data as of 2024-03-13



Carry, Trend and Value signals are Spearman rank correlations between 20d flow or holdings & 5y yields, 50d / 200d momentum, & 1m / 3y average BIS Broad REER, respectively

Carry/Trend Significance
 — not significant (p > 0.2)
 — significant & positive
 — significant & negative



Please direct questions or comments to:

iFlow@bnymellon.com

Please find below our daily iFlow update.

The charts at the top show iFlow Mood, a measure of investor preference for stocks or bonds, and two iFlow strategy flow/holdings series, Carry and Trend. High/low Mood

readings indicate investor behavior is largely risk seeking/aversion. The strategy charts denote strong/weak flows correlation with each investment style. We add holdings data to each, with grey/red corresponding to statistically significant high/low positioning.

Below the strategy charts, we show normalized aggregate flows of equity, sovereign bond and currencies for 34 economies (bottom right), and global equity flows sector and region (bottom left). The three bars in table show 1 week, 1 month and 3 month average scored flow.

For a detailed explanation of **Daily Flows** content [see here](#)

Disclaimer

We take our data protection and privacy responsibilities seriously and our privacy notice explains how we collect, use and share personal information in the course of our business activities. It can be accessed [here](#).

This email was sent to , and was sent by The Bank of New York Mellon 240 Greenwich Street, New York NY 10286.

Your [privacy](#) is important to us. You can opt out from receiving future Newsletters by [unsubscribing via this link](#) at any time. You can also select the topics that you want to receive by [managing your subscription preferences](#).

This message was sent from an unmonitored email box. Please do not reply to this message.

[Contact Us](#) | iflow@bnymellon.com

© 2023 The Bank of New York Mellon Corporation. All rights reserved.